

HOSPITALS	IGGGH&PGI				GH Karaikal			
	2010-11	2011-12	2012-13	2013-14	2010-11	2011-12	2012-13	2013-14

General Information

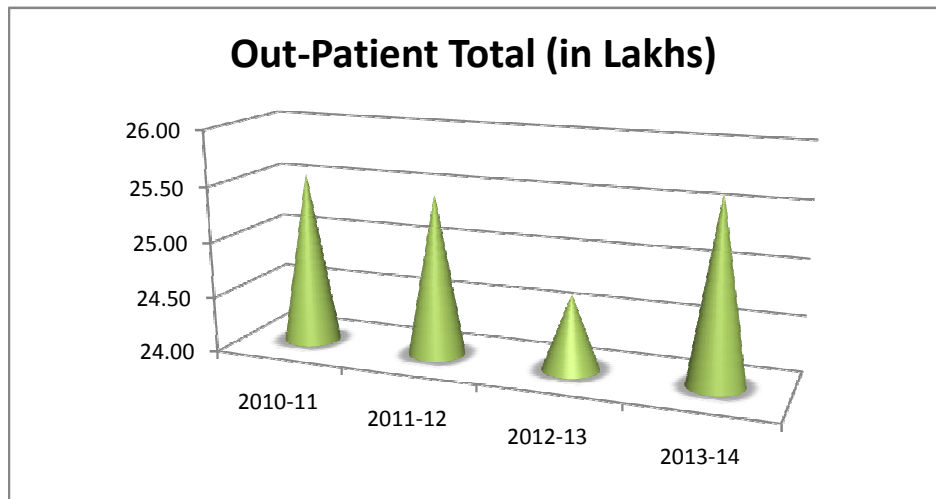
Year Established	1816	1908
Population	12,47,953	2,00,222
Village / Wards covered	129	37
Beds	626	506

Service Rendered

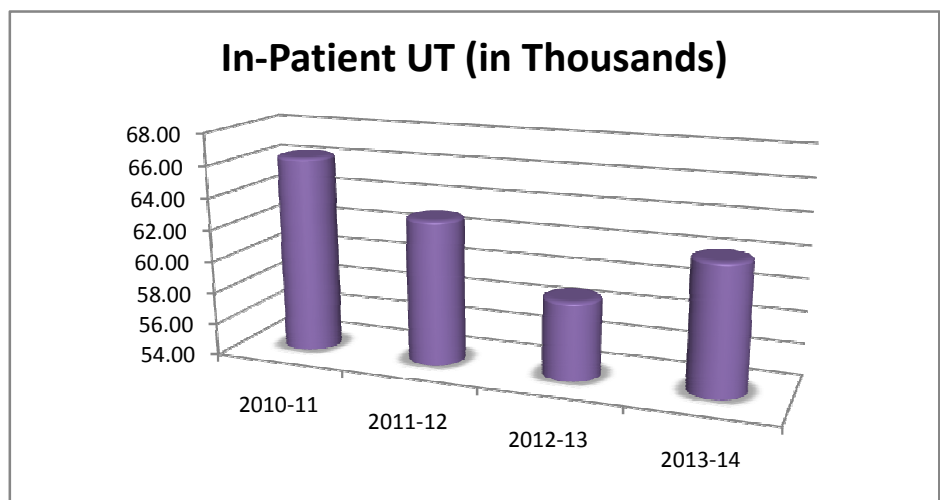
Out-Patient Old	361032	401846	401814	464554	172388	160381	168400	176820
Out-Patient New	949934	874821	778408	742965	327291	330287	346801	364141
Out-Patient Total	1310966	1276667	1180222	1207519	499679	490668	515201	540961
In-Patient UT	38499	34133	30485	33245	6038	6203	6513	6839
In-Patient Other state	18921	19110	12658	11836	19093	17892	18787	19726
In-Patient Total	57420	53243	43143	45081	25131	24095	25300	26565

Surgical Operations

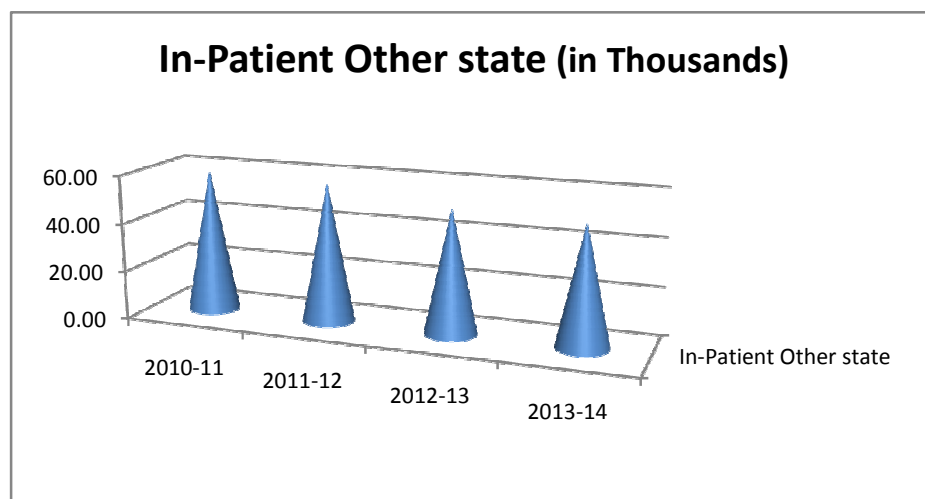
Minor Elective	2048	1978	1962	2225	2225	2986	3135	3354
Minor Emergency	10591	8348	6139	4623	3316	5321	5587	5978
Minor Total	12639	10326	8101	6848	5541	8307	8722	9333
Major Elective	5981	5602	5366	5967	3316	2939	3086	3302
Major Emergency	860	1262	902	830	1530	1675	1759	1882
Major Total	6841	6864	6268	6797	4846	4614	4845	5184
Total Surgeries	19480	17190	14369	13645	10387	12921	13567	14517



HOSPITALS	GH Mahe				GH Yanam			
	2010-11	2011-12	2012-13	2013-14	2010-11	2011-12	2012-13	2013-14
General Information								
Year Established	1954				1925			
Population	41,816				55,626			
Village / Wards covered	5				6			
Beds	171				100			
Service Rendered								
Out-Patient Old	65491	61429	63493	70418	153487	153724	161161	168836
Out-Patient New	148968	156734	154298	164889	254984	255060	267733	280482
Out-Patient Total	214459	218163	217791	235307	408471	408784	428895	449318
In-Patient UT	2516	2339	2079	1353	3012	3023	3163	3313
In-Patient Other state	11725	10598	9698	7469	3023	3045	3174	3325
In-Patient Total	14241	12937	11777	8822	6035	6068	6337	6639
Surgical Operations								
Minor Elective	488	339	392	451	266	293	279	293
Minor Emergency	0	0	8	15	0	0	0	0
Minor Total	488	339	400	466	266	293	279	293
Major Elective	1355	938	1005	1262	310	266	326	341
Major Emergency	256	244	186	138	0	0	0	0
Major Total	1611	1182	1191	1400	310	266	326	341
Total Surgeries	2099	1521	1591	1866	576	559	605	634



HOSPITALS	RGGW&CH				GHCD Gorimedu			
	2010-11	2011-12	2012-13	2013-14	2010-11	2011-12	2012-13	2013-14
General Information								
Year Established	1938				1963			
Population	12,47,953				12,47,953			
Village / Wards covered	81				81			
Beds	435				138			
Service Rendered								
Out-Patient Old	52011	65729	54612	57212	126	129	620	605
Out-Patient New	31634	40321	33216	34797	1011	765	400	390
Out-Patient Total	83645	106050	87827	92010	1137	894	1020	996
In-Patient UT	13867	15097	14560	15254	687	590	703	686
In-Patient Other state	5342	5677	5609	5876	408	435	504	492
In-Patient Total	19209	20774	20169	21130	1095	1025	1207	1178
Surgical Operations								
Minor Elective	0	1947	1996	1928	61	66	27	0
Minor Emergency	0	8098	8300	8017	43	24	0	0
Minor Total	9406	10045	10296	9945	104	90	27	0
Major Elective	0	6641	6807	6575	0	0	0	0
Major Emergency	0	590	605	584	0	0	0	0
Major Total	5741	7231	7412	7159	0	0	0	0
Total Surgeries	15147	17276	17708	17103	104	90	27	0



HOSPITALS	ESI Hospital, Gorimedu				Leprosy Hospital, Pondicherry			
	2010-11	2011-12	2012-13	2013-14	2010-11	2011-12	2012-13	2013-14
General Information								
Year Established	1978				1842			
Population	284916	328037	337021	337021	12,47,953			
Village / Wards covered	81				81			
Beds	75				80			
Service Rendered								
Out-Patient Old	13948	16708	13868	14561	0	0	0	0
Out-Patient New	22079	26477	21976	23075	0	0	0	0
Out-Patient Total	36027	43185	35844	37636	0	0	0	0
In-Patient UT	1340	1304	1082	1136	372	372	322	263
In-Patient Other state	608	550	457	479	0	0	0	0
In-Patient Total	1948	1854	1539	1616	372	372	322	263
Surgical Operations								
Minor Elective	197	128	134	207	0	0	0	0
Minor Emergency	0	0	0	0	0	0	0	0
Minor Total	197	128	134	207	0	0	0	0
Major Elective	118	12	13	124	0	0	0	0
Major Emergency	0	0	0	0	0	0	0	0
Major Total	118	12	13	124	0	0	0	0
Total Surgeries	315	140	147	331	0	0	0	0

